

ResiPlank

Vinyl

BY **TERRA MATER**



TERRA MATER

Authenticity and Elegance

ResiPlank Vinyl flooring offers a range of resilient luxury vinyl flooring planks in authentic wood designs. Combining durability with underfoot comfort and genuine textures to create a premium look and feel in any home.

We have developed 20 authentic wood designs that create atmospheric warmth reflecting current trends and meet your needs with added value.

Engineered to the highest quality standards and to withstand the demands of commercial spaces, which are available in two different sizes: 1422 x 228mm and 1505 x 235mm and a superb array of natural colour shades.

ResiPlank Vinyl is made out of 100% Virgin material. Both ranges are 100% recyclable, low on VOC (Volatile Organic Compound) and phthalate free which makes it an eco-friendly flooring solution and ensures a healthy indoor climate for any space.

Essence 307

1422mm x 228mm x 3.0mm | Wear Layer 0.7mm

Ardore 507

1505mm x 235mm x 5.0mm | Wear Layer 0.7mm

Front Cover - Valencia | 309-24

Highland Spotted Gum | 309-21

Designed for resilient performance

ResiPlank Vinyl flooring has been designed to provide a resilient and peak performance even in challenging environments. With its enhanced durability and various colours to choose from, ResiPlank Vinyl is ideal for residential and commercial environments. The integrated fibreglass and stabilisation core provides acoustic insulation creating a strong core for dimensional stability and flexibility and extra sound absorption.




Fig. ResiPlank Ardore 507

- | | |
|--|--|
| <p>1  Extra Ceramic PU Coating Treatment (Anti-Bacterial)</p> <hr/> <p>2  Transparent Design Wear and Protection Layer</p> <hr/> <p>3  HD High-Resolution Decorative Film</p> <hr/> <p>4  Extra Sound Absorption Layer</p> | <p>5  Virgin Material with Glass Fibre Stabiliser Layer</p> <hr/> <p>6  Stabilisation Core</p> <hr/> <p>7  Curling Prevention Balance Layer</p> |
|--|--|

Why choose ResiPlank Vinyl flooring

- | | |
|--|--|
| <p> Waterproof
Stands up to spills of all sizes.</p> | <p> Low Maintenance
Our PU technology ensures that there's no need for additional surface treatments following installation.</p> |
| <p> 100% Recyclable
ResiPlank Vinyl is 100% recyclable physically, chemically and energetically.</p> | <p> Individually Replaceable
Should you need to replace a piece, simply lift the damaged plank and replace with a new one.</p> |
| <p> Acoustic Sound Reduction
Perfect for projects where you want to reduce noise levels in the room below, without the need for underlay.</p> | <p> Suitable for Underfloor Heating
Up to 27°C (suitable for hydronic underfloor heating).</p> |
| <p> Highly Durable
ResiPlank Vinyl are extremely hardwearing. Unlike wood or stone - they won't splinter, warp or crack.</p> | <p> Pet Friendly
From muddy paw prints to household accidents and anything in between, ResiPlank's low-maintenance LVT flooring is designed with pets in mind.</p> |
| <p> Comfort
Softer and warmer underfoot than natural wood flooring. Additional cushioning in the backing helps make the product more comfortable.</p> | <p> Family Friendly
ResiPlank Vinyl offers kids a safe and comfortable space to play - and a durable, easy-to-clean surface for parents!</p> |
| <p> Quick and Easy Installation
All you need is a sound, smooth, dry and dust-free subfloor. It can be laid over most existing hard floor coverings.</p> | <p> Lifetime Structural Warranty
Not only is a ResiPlank Vinyl floor unique to your home, but it is guaranteed to last for years to come.</p> |

ResiPlank

Vinyl BY TERRA MATER

Essence 307

Introducing ResiPlank Essence 307, our 3.0mm luxury vinyl collection that exudes elegance and effortless style. With its versatile 10 wood designs and natural colours, this collection is perfect for any space.

By enhancing the texture of the top layer through our innovative "Embossing process," we bring out the smallest details of each wood design. This surface allows for a visual and tangible appreciation of the depth of the wood grains and knots, enhancing the overall authenticity of the flooring.

Whether aiming to create a sophisticated ambience or add a touch of class to any ambient, the representative elegance collection showcases oak wood structures. With a colour spectrum ranging from light and cool to deep, warm tones, this collection provides a refined and stylish foundation.

Size: 1422mm x 228mm

Thickness: 3.0mm

Wear Layer: 0.7mm (Heavy Commercial)

30 Year Residential Surface Warranty

10 Year Commercial Surface Warranty



Order samples online



NSW Blackbutt | 8008'



Sahara | 8002



Native Blackbutt | 8007'



Native Spotted Gum | 8009'



Macademia | 8006



Light Sand | 8005




Sandstone | 8001



Lemon Scented Gum | 8010



Ironstone | 8004



Aspen | 8003

ResiPlank

Vinyl BY **TERRA MATER**
Ardore 507

ResiPlank Vinyl Ardore 507 offers 10 beautiful and authentic replications of natural materials, creating a cosy and warm atmosphere.

The collection is characterised by classy matte oak wood structures and Australian timber designs. The colour spectrum ranges from light and cool to deep, warm tones. The perfect basis for a sophisticated ambience.

The large format plank of 235mm width, allows to showcase the unique and natural texture of the wood designs and features variations in grains, classic knots, colour variations, gum veins and spirals.

Size: 1505mm x 235mm

Thickness: 5.0mm

Wear Layer: 0.7mm (Heavy Commercial)

30 Year Residential Surface Warranty


10 Year Commercial Surface Warranty



Order samples online



Ibis White | 309-13



Mink | 309-19



Ash Blonde | 309-23



Valencia | 309-24




Savannah | 309-14



Highland Blackbutt | 309-22¹



Highland Spotted Gum | 309-21¹



Ceylonese | 309-16



Gunsynd | 309-18



Shadow Grey | 309-20

¹colour and / grain variations

ResiPlank Vinyl - A sustainable choice

Appearance Retention

ResiPlank's Polyurethane (PU) topcoat acts as the final layer atop of the product's multi-layer construct. Infused with various minerals it provides superior protection against scratches and stains. Thanks to the PU topcoat, ResiPlank Vinyl also shows no visible change under UV light testing.

Durability

The wear layer is the most important layer when it comes to the durability of your floor. Just like a screen protector for your phone, a wear layer protects your floor from wear and tear - ensuring your floors continue to look as good as the day they were installed.

Wear layers come in different thicknesses depending on how much wear the floor is expected to endure. ResiPlank Vinyl has a commercially rated 0.7mm wear layer.

Is ResiPlank Vinyl Recyclable?

ResiPlank PVC is 100% recyclable physically, chemically or energetically. After mechanical separation, grinding, washing and treatment to eliminate impurities, it can be reprocessed using various techniques (granulated or powder) and reused in the production of other products.

There are two principal ways of recycling ResiPlank Vinyl:

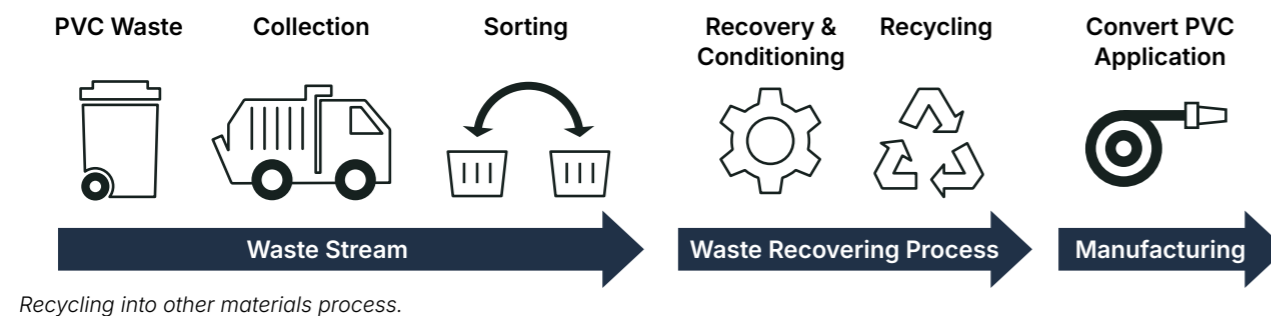
- Mechanical recycling: ResiPlank Vinyl waste is ground into small pieces that can be easily processed into new PVC compounds ready to be melted and formed into new products.
- Feedstock recycling: ResiPlank Vinyl waste is broken back down into its chemical molecules, which can be used again to create new vinyl flooring or other materials.

Environmental Credibility

This contribution to environmental consideration doesn't stop at being 100% recyclable. Its super low VOC emissions make for a healthy home, work and commercial environment for all.

ResiPlank Vinyl has surpassed all Australian Emission testing standards so as to comply with the Green Building Council of Australia and Green Star Office Design criteria.

Recycling Process



Ash Blonde | 309-23

ResiPlank Vinyl - A sustainable choice

Direct Glue Installation

Direct glue installation is the best option for heavy traffic areas. This method requires perfectly clean, smooth and dry subfloors. As the planks are adhered directly to the subfloor, ResiPlank Vinyl will perform far better under rolling loads as opposed to loose lay or click installations.

Dimensional Stability

The vinyl content of the core and backing layers of your floor can greatly impact its durability and overall dimensional stability over time. There are two options most commonly associated with vinyl floor products:

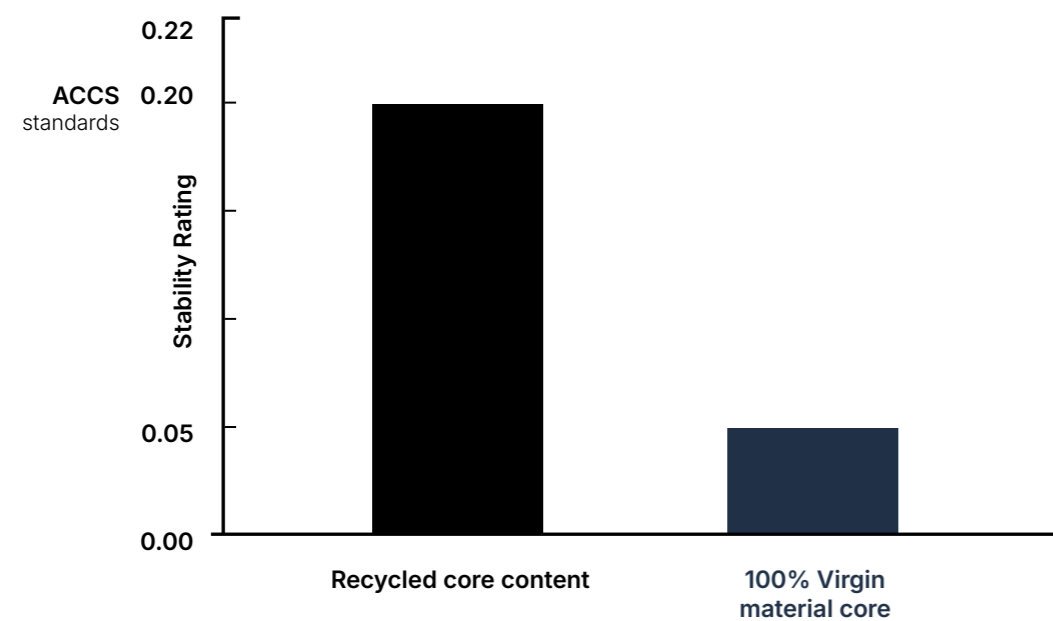
1. contains a high proportion of post-consumer recycled content in the core and backing such as plastic bags and bottles.
2. contains only virgin (that is, pure non-recycled) vinyl material.

A high quantity of recycled content in the core and backing of your floor can impact its performance in the long term. This is because recycled vinyl can contain traces of other materials which can distort under regular use.

Virgin content in contrast is more predictable and stable as you know what it's made out of and therefore know how it's going to wear and breakdown. Virgin materials are also less likely to shrink and ripple in comparison to recycled materials.

Superior Stain Resistance

ResiPlank Vinyl has been rigorously tested against Acetone, Sodium Hydroxide (caustic soda), Hydrogen Peroxide (bleach), shoe polish, citric acid and coffee. These commonly occurring substances had ZERO effect on our LVT range.



Highland Blackbutt | 309-22



ResiPlank Vinyl flooring is the perfect choice for those who value high-quality and personalised room design. Both luxury vinyl floor coverings are designed with a functional composition, intelligent technology, and contemporary design.

Mink | 309-19

Cleaning & Maintenance

Preventative Maintenance

It is only natural that ResiPlank Vinyl floors will show signs of wear over time. You can expect years of beauty from your floor by observing a few precautions and maintaining regular cleaning and maintenance routines.

- Keep dirt, sand, grit and water off the floor by placing outside mats in front of all entrances to your home.
- Sweep or vacuum regularly to rid the floor of dust and grit that can scratch the finish.
- Remove shoes with spiked or damaged heels before walking on the floor to prevent scratches and dents.
- Keep pets' claws trimmed, paws cleaned and free of dirt or soil.
- Always apply felt pads under any furniture or chair legs to prevent scratches and to ease movement. Keep pads clean at all times and regularly check and replace as necessary.
- Protect the floor when moving heavy furniture or large appliances. Place on mat and slide smoothly over floor.
- Never flood or wet mop floor with water or any other liquid products. Severe damage may occur that voids the warranty.
- Wipe up spills immediately with damp cloth.
- Exposure to sunlight with its UV rays accelerates oxidation and aging of materials. This may change the colour of the floor. Periodically rearrange the furniture to allow the floor to age evenly.

Cleaning After Installation

1. Remove all loose debris from the floor using a vacuum, brush or dust mop (if using a vacuum, please check the manufacturer's guidelines to make sure it's suitable for ResiPlank Vinyl).
2. Ensure that all dry adhesive or wax is removed from the surface.
3. Damp mop with a pH neutral detergent.

Routine Maintenance

The cleaning and maintenance regime, whether for commercial or residential homes is simple and can be carried out by hand or using mechanical cleaning apparatus.

1. Spills and tracked-in dirt should be wiped up immediately.
2. Periodically, as necessary, thoroughly clean the floor with a good quality spray mop and with a pH neutral cleaner. **DO NOT** allow excess cleaner to remain on the floor's surface. Excess liquid may damage both the surface and core of your ResiPlank Vinyl floor.
3. Vacuum, sweep or mop to remove all dust and loose debris (if using a vacuum, please check the manufacturer's guidelines to make sure it's suitable for ResiPlank Vinyl).

4. Stubborn stains can be removed by spot cleaning with concentrated pH neutral detergent.
5. Never use any of the following products (or similar in nature) on your floor: ammonia-based cleaners, acrylic finishes, wax-based products, bleach, polishes, oil soap, abrasive cleaning soaps, or acidic materials such as vinegar. Many of these products pit or etch the finish of your flooring or prevent the proper use of recommended maintenance materials.
6. Use interior and exterior doormats at all entrances to collect dirt and moisture and prevent it from being tracked onto the floor.
7. Area rugs are recommended in front of kitchen sinks, at all pivot points within high traffic areas. Do not use rugs with solid rubber or vinyl backings. The rugs must be made of a breathable material to prevent moisture entrapment.
8. Never clean or wet mop with water, it may permanently damage the floor.
9. Cut hair is very coarse and will abrade the surface of the flooring.
10. Keep animal nails trimmed to minimise finish scratches.
11. Do not damage your floor with shoes having heel taps or sharp objects protruding from the sole such as rocks, nails or gravel.
12. Avoid walking on wood floors with spike or stiletto heeled shoes. Spike or stiletto high heels must be properly maintained to prevent damage from the steel heel support.
13. Do not roll or slide heavy objects directly upon the floor. When moving appliances or heavy furniture, consider laying a solid protective covering on your floor and gently "walk" the item across it. Carpet or cardboard is not adequate to prevent surface compression scratches.
14. Use furniture leg protector pads under all furniture and make certain to keep them clean and well maintained.
15. The flooring should be protected with non rubber matting from damage by casters and wheels on furniture and chairs.
16. Protect your floor from direct sunlight. Use curtains and UV resistant film on large glass doors and windows. Colour shade variation can occur if the floor is exposed to direct sunlight..
17. **The use of any kind of steam mop is strictly prohibited. The use of a steam mop will cause irreparable harm to your floor and void your warranty.**
18. Radiant heat from fire places or heater should be avoided. Damage can occur.

IMPORTANT: Heavy objects such bookcases, billiard tables, kitchen units, that exceed 200kg/object area or if the load is greater than 30kg/cm² should not be placed on a floating system. Damage can occur due to incorrect expansion and lack of correct raft movement.

We do not recommend adhesive tape is applied to any of our flooring products.

Shadow Grey | 309-20



All warranties and product certificates please refer to website under downloads.
www.terramaterfloors.com.au





TERRA MATER

Terra Mater - Melbourne
55S Rangebank Drive
Cranbourne West VIC 3977
Australia
1300 671 777

sales@terramaterfloors.com.au

Terra Mater - Sydney
1 Lennox Drive
Wetherill Park NSW 2164
Australia
1300 671 777

sydneysales@terramaterfloors.com.au

Disclaimer

Product images may vary in colour due to possible printing process variations. Images should not seek to duplicate the exact visual appearance, but serve merely as a guide or point of reference. Actual samples should be inspected to confirm texture and colour before making a purchase decision.

www.terramaterfloors.com.au